



Metrocrest Services spearheaded the effort to count the unsheltered homeless in Carrollton, Farmers Branch, Addison, Coppell, and a portion of Dallas (in Denton County). Metrocrest Services will utilize this information to develop housing initiatives.

Homelessness is defined by Housing and Urban Development (HUD) as living outdoors or in a place not intended for human habitation, such as a car.

Thank you to the amazing volunteers and staff members who participated in this year's Point in Time count.

Unsheltered

(living outdoors or in a car)

Total = 92 individuals

Adults = 92

Children = 0

Veterans = 4

Total Volunteers = 42

Volunteer Hours = 153

By City

Carrollton = 53

Farmers Branch = 13

Addison = 14

Coppell = 0

Dallas (in Denton County) = 12

Thank You to Key Partners:

Carrollton Police Department, Farmers Branch Police Department, Addison Police Department, Coppell Police Department, Dallas Police Department, City of Addison, City of Carrollton, City of Coppell, City of Farmers Branch, Housing Forward, Carrollton Farmers Branch ISD, Coppell ISD, Lewisville ISD

Housing Insecurity

In addition to the unsheltered count reported to HUD, it is critical to identify those in our community who are housing insecure. This includes those living long-term in area motels as well as school-aged children who are precariously housed (living in motels, doubling up with family or friends, or living in a shelter).

Homeless Students

(doubling up, motels, shelter, car)

Total = 417 students

CFB ISD = 296

Coppell ISD = 61

LISD (North Carrollton) = 60

Motels*

(living for months or years)

Total = 1,970 people

Carrollton = 291

Coppell = 0

Farmers Branch = 160

Addison = 1,009

Irving = 546

Dallas = 0

(Denton County)

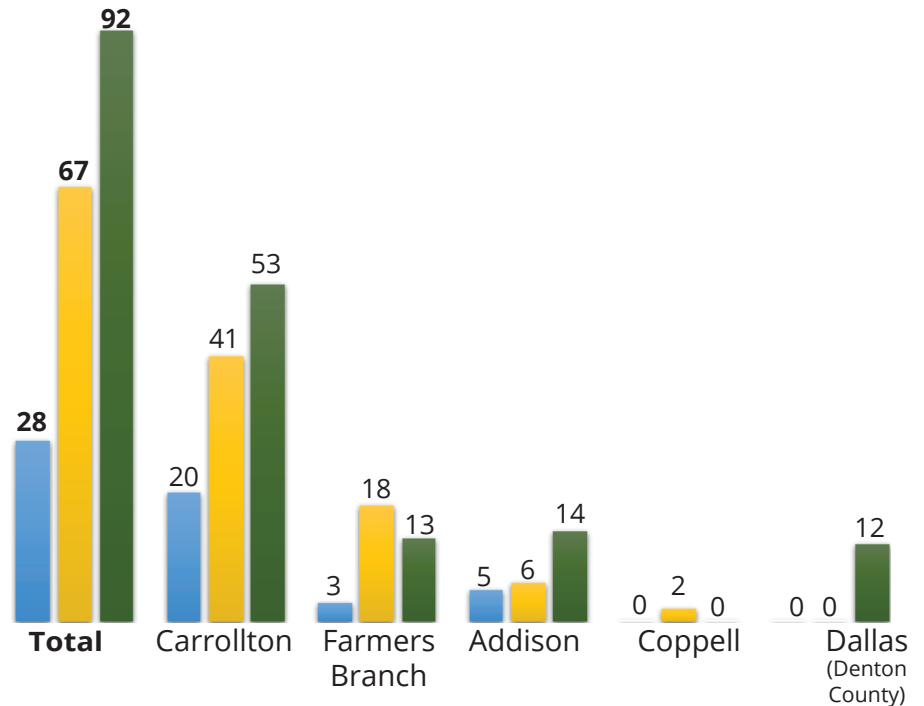


*estimate based on feedback from participating motels

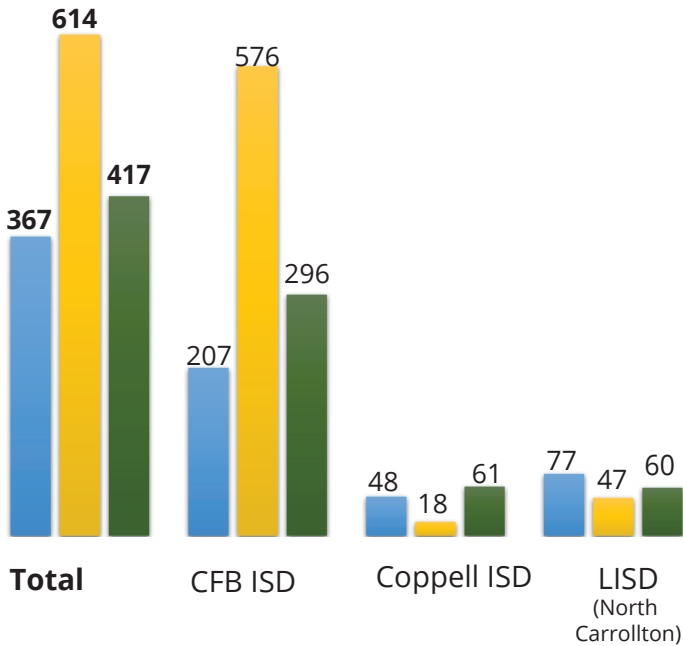
POINT IN TIME HOMELESS RESULTS 2023

Year Over Year Comparison

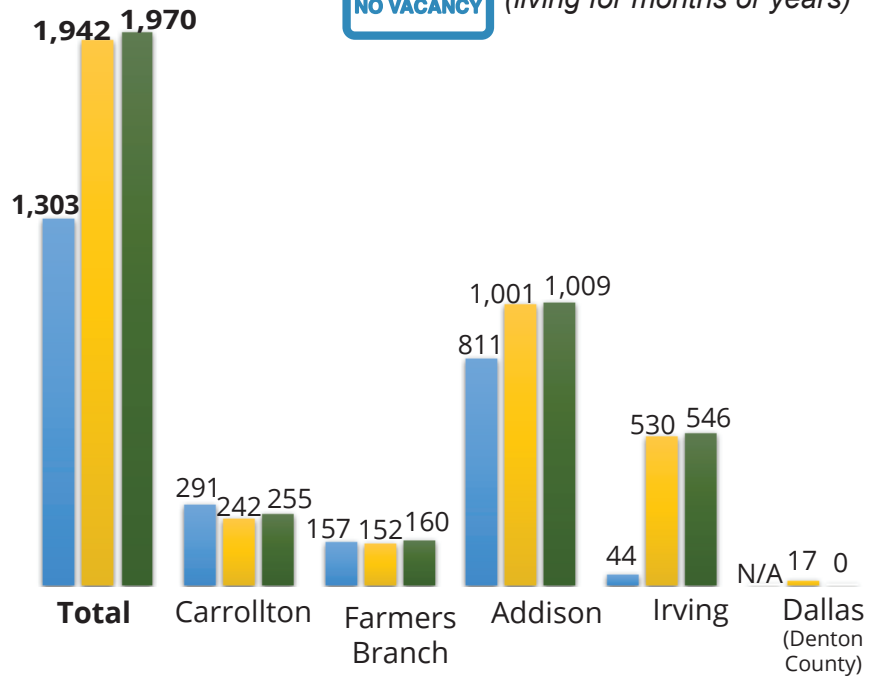
2020 2022 2023



Homeless Students (doubling up, motels, shelter, car)



Motels* (living for months or years)



*estimate based on feedback from participating motels

Due to winter storms and COVID-19, the 2021 count did not accurately reflect the homeless population in our service area and thus, has not been included in this comparison.